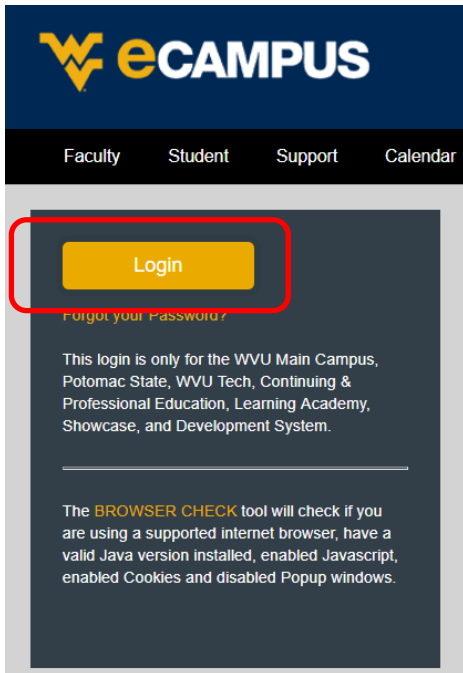
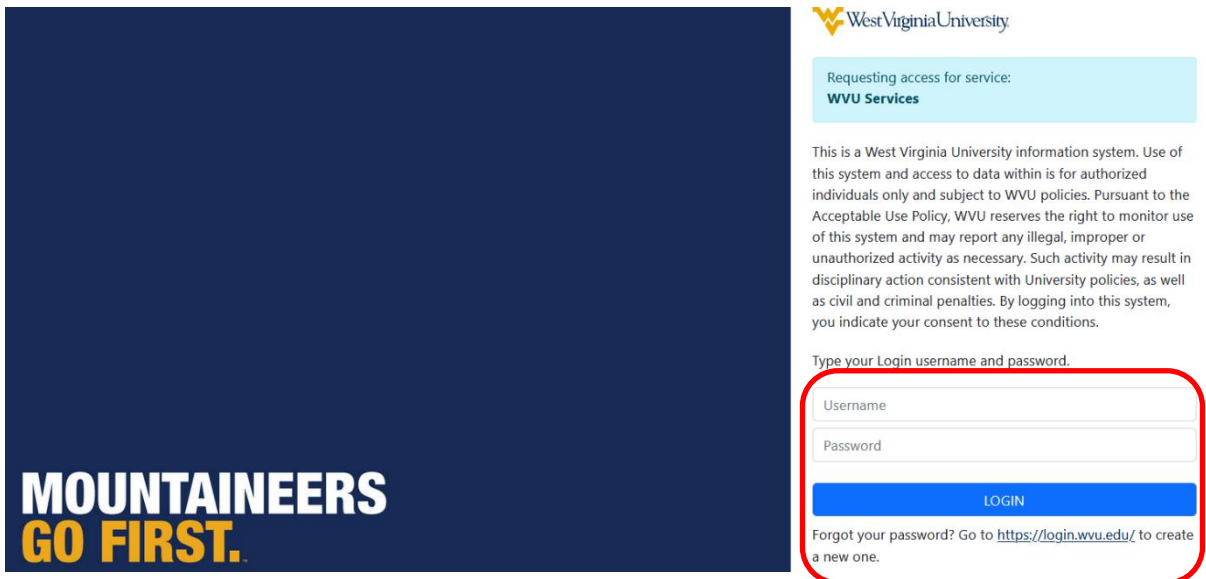


Instructions to enroll in EHS Driver Safety 2025

1. Access eCampus at <https://ecampus.wvu.edu>. Select Login.

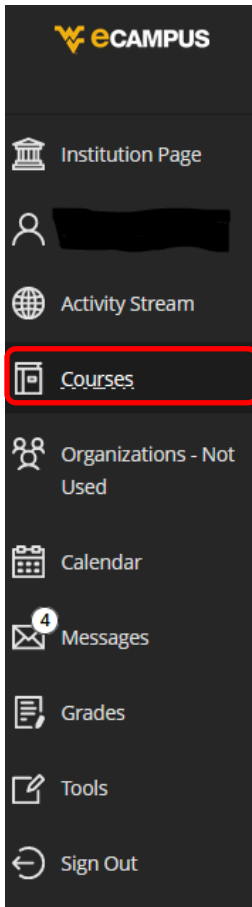


2. Enter your username and password. Complete DUO Two-Factor Authentication.

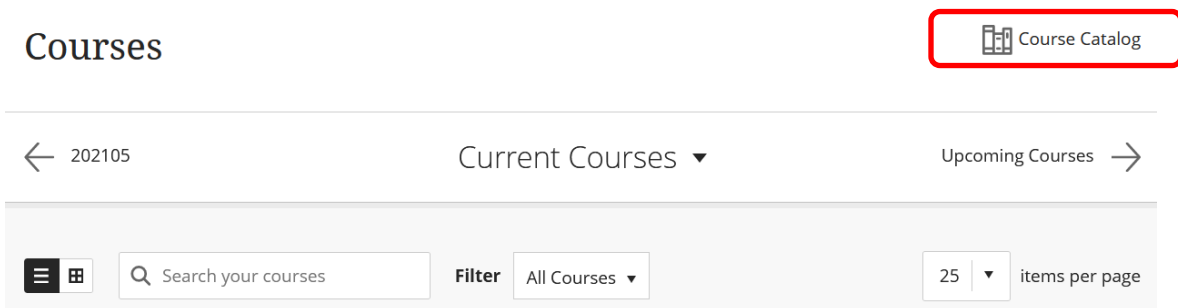


Instructions to enroll in EHS Driver Safety 2025

3. Click on **Courses** in the left task bar.



4. Click the **Course Catalog** button on the top right of the webpage.



Instructions to enroll in EHS Driver Safety 2025

5. Enter **EHS Driver Safety 2025** in the **Search Catalog** field and click **Go**.

Course Catalog

Search Catalog

Course Name Contains

AND Creation Date Before 05/28/2022

6. Hover the mouse over the **Course ID** LA.EHS_Driver_Safety_2025, click the **down arrow** and select **Enroll**.

COURSE ID	COURSE NAME
LA.EHS_Driver_Safety_2025	EHS Driver Safety 2025

Enroll

7. Enter the 2025 **Access Code** and click **Submit**. (2025 Access Code: **Fehifrlf**).

Access Code

Fehifrlf

The system will take the user to a confirmation page. Once the user clicks **OK** at the bottom of the page, they will be sent directly to the course they just enrolled in. The user may begin working in the course immediately.