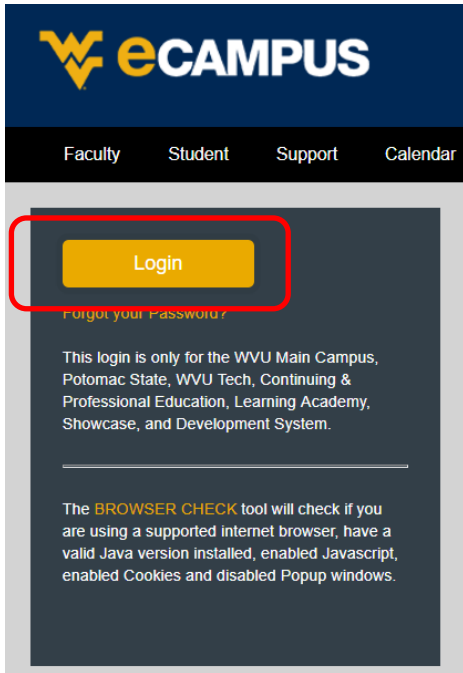
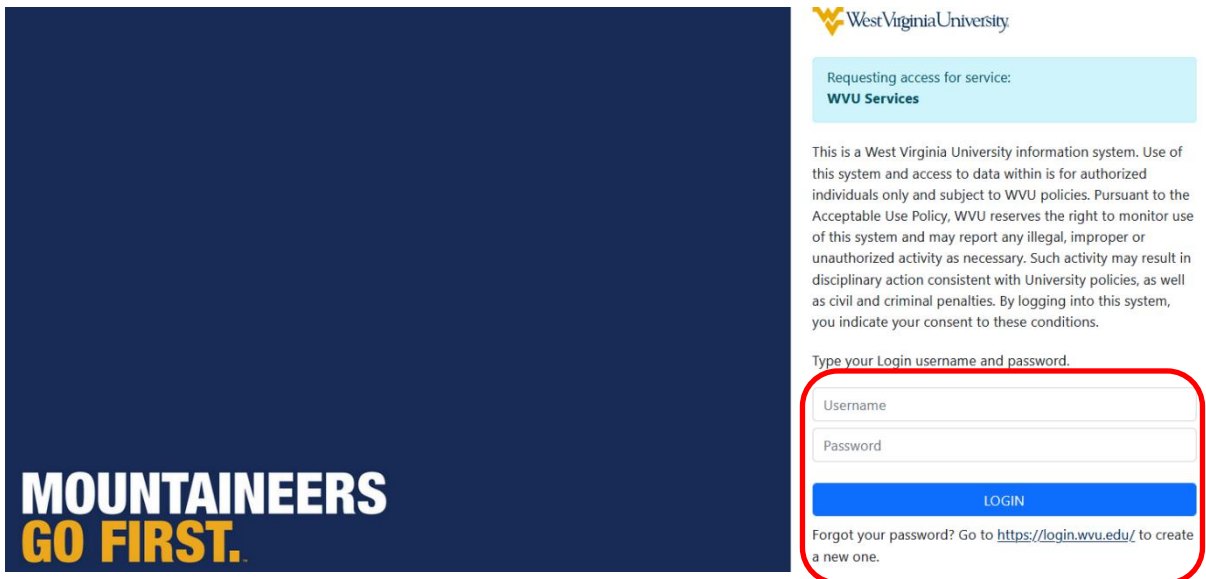


Instructions to enroll in EHS Hazard Communication, Laboratory Safety, and Hazardous Waste 2025

1. Access eCampus at <https://ecampus.wvu.edu>. Select Login.




2. Enter your username and password. Complete DUO Two-Factor Authentication.

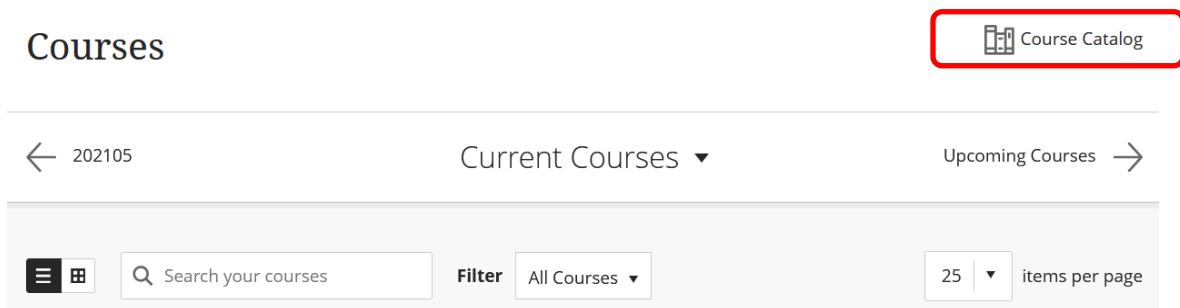


Instructions to enroll in EHS Hazard Communication, Laboratory Safety, and Hazardous Waste 2025

- Click on **Courses** in the left task bar.



- Click the **Course Catalog** button on the top right of the webpage.



Instructions to enroll in EHS Hazard Communication, Laboratory Safety, and Hazardous Waste 2025

5. Enter **EHS Hazard Communication Laboratory Safety and Hazardous Waste 2025** in the **Search Catalog** field and click **Go**.


Course Catalog

Search Catalog

Course Name Contains

AND Creation Date Before 05/28/2022

6. Hover the mouse over the **Course ID** LA.EHS_Hazard_Communication_Laboratory_Safety_and_Hazardous_Waste_2025, click the **down arrow** and select **Enroll**.

COURSE ID 	COURSE NAME
LA.EHS_Hazard_Communication_Laboratory_Safety_an...	EHS Hazard Communication Laboratory Safety and Hazardous Waste 2025

7. Enter the 2025 **Access Code** and click **Submit**. (2025 Access Code: **qhIitKX7**).

Access Code

qhIitKX7

The system will take the user to a confirmation page. Once the user clicks **OK** at the bottom of the page, they will be sent directly to the course they just enrolled in. The user may begin working in the course immediately.