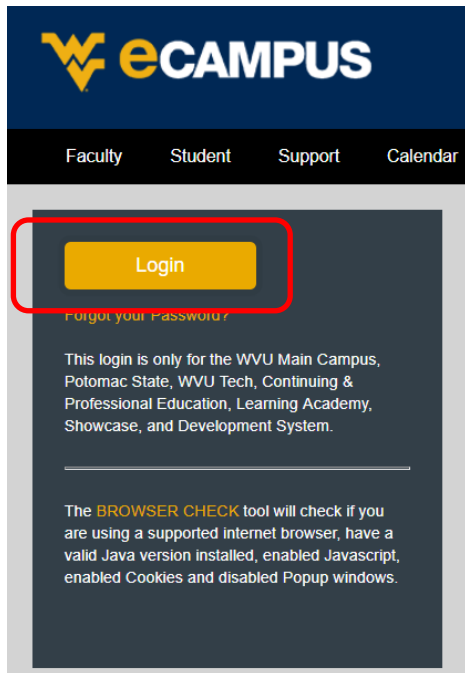



# Instructions to enroll in EHS Hazard Communication and Laboratory Safety 2025

1. Access eCampus at <https://ecampus.wvu.edu>. Select Login.




2. Enter your username and password. Complete DUO Two-Factor Authentication.

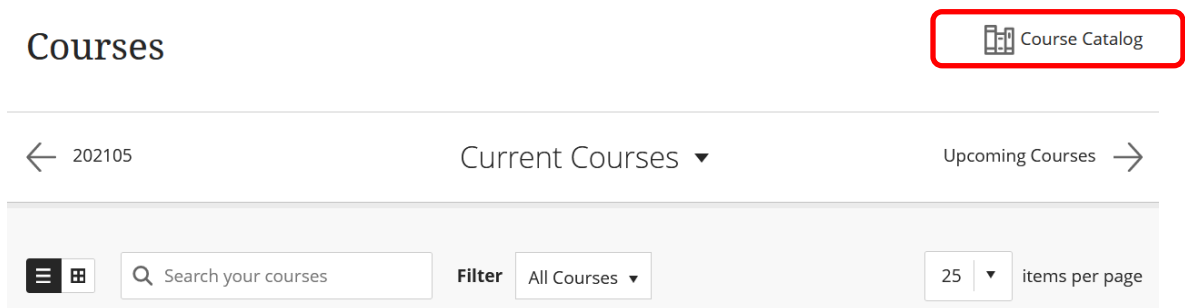


# Instructions to enroll in EHS Hazard Communication and Laboratory Safety 2025

3. Click on **Courses** in the left task bar.



4. Click the **Course Catalog** button on the top right of the webpage.



# Instructions to enroll in EHS Hazard Communication and Laboratory Safety 2025

5. Enter **EHS Hazard Communication and Laboratory Safety 2025** in the **Search Catalog** field and click **Go**.

Course Catalog


---

**Search Catalog**

Course Name  Contains

AND Creation Date Before

6. Hover the mouse over the **Course ID** LA.EHS\_Hazard\_Communication\_and\_Laboratory\_Safety\_2025, click the **down arrow** and select **Enroll**.

COURSE ID 	COURSE NAME
LA.EHS_Hazardous_Communication_and_Laboratory_S...	EHS Hazard Communication and Laboratory Safety 2025

# Instructions to enroll in EHS Hazard Communication and Laboratory Safety 2025

7. Enter the 2025 **Access Code** and click **Submit**. (2025 Access Code: **vAcsRRSn**).

Access Code

**vAcsRRSn**

The system will take the user to a confirmation page. Once the user clicks **OK** at the bottom of the page, they will be sent directly to the course they just enrolled in. The user may begin working in the course immediately.